Master Lock

GB INSTRUCTIONS FOR USE 2
FR MODE D'EMPLOI 4
DE GEBRAUCHSANWEISUNG 6
NL GEBRUIKSAANWIJZING 8
ES INSTRUCCIONES DE USO 10
IT ISTRUZIONI PER L'USO 12
PT INSTRUÇÕES DE UTILIZAÇÃO 14
GR ΟΔΗΓΙΕΣ ΧΡΗΣΗΣ 16
NW BRUKSANVISNING 18
DK BRUGSANVISNING 20
FN KÄYTTÖOHJE 22
SW BRUKSANVISNING 24
PL INSTRUKCJA UŻYCIA 26
HU HASZNÁLATI ÚTMUTATÓ 28
RO MOD DE UTILIZARE 30
CZ NÁVOD K POUŽITÍ 32
RU ИНСТРУКЦИЯ ПО ПРИМЕНЕНИЮ 34
TK KULLANIM TALİMATI 36
JP 使用説明書 38

519239

Master Lock

Thank you for choosing Master Lock to store all your important documents and valuables.

We hope that this product will help you stay organized and provide you with the peace-of-mind of knowing the things most important to you are protected.

FIRE-RESISTANT CHESTS & FILES

Your Master Lock Product

Your Master Lock product has a number of features to keep your important documents and valuables protected including:

UL Classified Fire Protection

Digital Media Protection

Using Your Master Lock Chest or File

1 To Open



Turn key

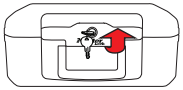

Open lid

2 To Close

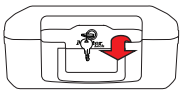

Close lid

Turn key

WATERPROOF FIRE-RESISTANT CHESTS & FILES

Your Master Lock Product

Your Master Lock product has a number of features to keep your important documents and valuables protected including:

Water Protection

UL Classified Fire Protection

Digital Media Protection

Using Your Master Lock Chest or File

Please note that due to compression of the waterproof gasket, you may need to press down on the front of the lid of the safe to engage the latch when opening and closing your safe. Take care that your chest or file is securely locked each time you close and lock the unit.

Button Models

1 To Open

Turn key

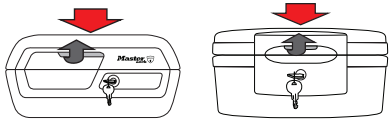

Press down on lid and pull up on latch

2 To Close

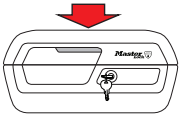

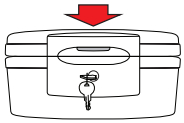

Press down on lid

Turn key

Latched Models

1 To Open

Turn key

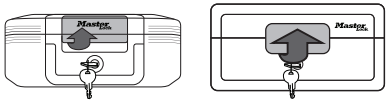

Pull up on latch

2 To Close

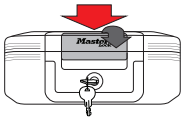

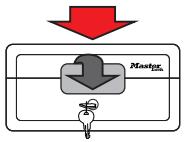

Push down on latch

Turn key

Opening Your Safe After Water Submersion

- After water submersion, dry the exterior and around the opening of the safe with a towel to ensure water from outside the safe does not leak in while opening.

IMPORTANT INFORMATION

- **To assure that the unit will perform properly in case of a fire, store it closed and locked, with the feet down.** The front plate with the key should be facing out not up.

- This product is not intended for the secure storage of all materials. **Items such as firearms, other weapons, combustible materials and medication should not be stored in this unit.**

- **DO NOT store delicate items directly in your product.** Master Lock products, which offer fire protection, have a patented insulation that has a high moisture content. If you choose to store delicate items such as jewelry with working parts, watches, stamps or photos, we recommend putting them in an airtight container, prior to placing them in the product for storage. **NOTE:** Master Lock will not be responsible for any damage or loss of items placed in the unit due to moisture.
- **DO NOT store pearls in this safe unit.** In the event of a fire, potential damage to delicate pearls occurs at much lower temperatures than the UL classification performance standard. Therefore, DO NOT store pearls in your Master Lock product.
- Keys could potentially be locked inside unit. To avoid this, do not open and place keys inside unit before relocking.

Got a question?

If you ever have any questions regarding your Master Lock product, please visit our website **masterlock.eu/safes**.

REGISTRATION

masterlock.eu/safes

By registering your Master Lock product you can easily retrieve forgotten codes, combinations or order new keys should they be lost. Registering also ensures the best customer service should you have a question or concern regarding your Master Lock product. By registering your Master Lock product you can also be sure that in the unfortunate circumstance of a fire you will be guaranteed your replacement safe (provided official paperwork).

LIFETIME AFTER-FIRE REPLACEMENT GUARANTEE

If your Master Lock product is in a fire it will be sealed shut making it necessary for it to be pried open. To help your family begin again, Master Lock will ship a replacement free of charge. To be eligible for the After-Fire Replacement Guarantee you (the original owner) must register your product by visiting **masterlock.eu/safes**.

Master Lock

Merci d'avoir choisi Master Lock pour entreposer vos documents importants et vos objets de valeur.

Nous espérons que ce coffre vous aidera à organiser vos objets importants et vous procurera une tranquillité d'esprit sachant que vos objets de valeur sont protégés.

COFFRES ET FICHIERS RÉSISTANTS AU FEU

Votre coffre Master Lock

Votre coffre Master Lock possède plusieurs caractéristiques pour protéger vos documents importants et vos objets de valeur incluant :

Protection contre le feu classifiée UL

Protection contre le feu des supports numériques

Utilisation de votre coffre ou fichier

1 Pour ouvrir



Tournez la clé

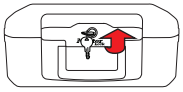

Ouvrez le couvercle

2 Pour fermer

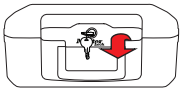

Fermez le couvercle

Tournez la clé

COFFRES ET FICHIERS ÉTANCHES ET RÉSISTANTS AU FEU

Votre coffre Master Lock

Votre coffre Master Lock possède plusieurs caractéristiques pour protéger vos documents importants et vos objets de valeur incluant :

Protection contre l'eau

Protection contre le feu classifiée UL

Protection des supports numériques contre le feu

Utilisation de votre coffre ou fichier

Veuillez prendre note qu'en raison de la compression du joint d'étanchéité, il vous faudra peut-être appuyer sur le devant du couvercle du coffre-fort pour engager le verrou lorsque vous ouvrez ou fermez le coffre-fort. Assurez-vous que le coffre ou le fichier est bien verrouillé chaque fois que vous fermez et verrouillez le coffre.

Modèles avec boutons

1 Pour ouvrir

Tournez la clé

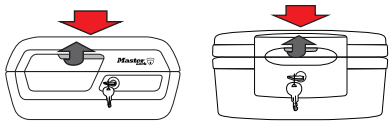

Appuyez sur le couvercle et tirez sur le verrou

2 Pour fermer

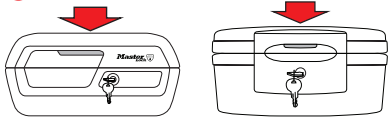

Appuyez sur le couvercle

Tournez la clé

Modèles avec verrous

1 Pour ouvrir

Tournez la clé

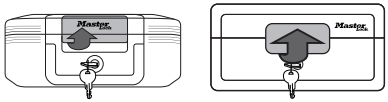

Tirez sur le verrou

2 Pour fermer

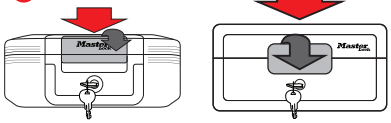

Appuyez sur le verrou

Tournez la clé

Ouverture de votre coffre-fort suite à l'immersion dans l'eau

- Suite à l'immersion dans l'eau, faites sécher l'extérieur et autour de l'ouverture du coffre-fort avec une serviette afin d'assurer que l'eau à l'extérieur du coffre-fort ne pénètre pas dans l'ouverture.

RENSEIGNEMENTS IMPORTANTS

- **Pour assurer le bon fonctionnement du coffre en cas d'incendie, prenez soin de le fermer et de le verrouiller avec les pattes vers le bas lorsque vous l'entreposez.** La plaque frontale avec la clé doit faire face vers le côté et non le haut.

- Ce produit n'est pas prévu pour assurer l'entreposage d'articles de toutes sortes. **Des articles comme des armes à feu, des matières combustibles et des médicaments ne devraient pas être entreposés dans ce coffre.**
- **N'ENTREPOSEZ PAS d'objets délicats directement dans votre coffre-fort.** Les produits Master Lock offrant une protection contre l'incendie disposent d'une isolation brevetée caractérisée par une teneur élevée en humidité. Si vous décidez d'entreposer des objets délicats tels que des bijoux avec des pièces mobiles, des montres, des timbres ou des photos dans votre coffre-fort, nous vous recommandons de les placer dans un récipient étanche à l'air avant de les ranger dans le coffre-fort. **REMARQUE :** Master Lock ne pourra être tenu responsable de tout dommage ou toute perte d'objets placés dans le coffre-fort causé par l'humidité.
- **NE RANGEZ PAS de perles dans ce coffre-fort.** En cas d'incendie, les dommages potentiels causés à des perles délicates se produisent à des températures très inférieures à la norme de performance de la classification UL. Par conséquent, N'ENTREPOSEZ PAS de perles dans votre coffre Master Lock.
- Il est possible de verrouiller les clés à l'intérieur du coffre. Afin d'éviter cette situation, n'ouvrez pas le coffre et ne placez pas les clés à l'intérieur avant de le reverrouiller.

Une question ?

Pour toute question concernant votre produit Master Lock, rendez-vous sur notre site Internet à l'adresse suivante : **masterlock.eu/safes**.

ENREGISTREMENT

masterlock.eu/safes

En enregistrant votre produit Master Lock, vous pourrez récupérer rapidement les codes et combinaisons et commander de nouvelles clés en cas de perte ou d'oubli. L'enregistrement vous permet également de bénéficier de la meilleure assistance clientèle en cas de question concernant un produit Master Lock. L'enregistrement de votre produit Master Lock vous apporte l'assurance d'un remplacement de votre coffre-fort (contre remise de documents officiels) en cas d'incendie.

GARANTIE À VIE DE REMPLACEMENT À LA SUITE D'UN INCENDIE

Dans le cas où votre produit Master Lock se trouvait pris dans un incendie, celui-ci se verrouillera pour résister aux flammes et devra donc être ouvert de force. Pour vous aider, vous et votre famille,à rééquiper votre maison, Master Lock vous enverra gratuitement un coffre de rechange. Pour pouvoir bénéficier de la garantie de remplacement à la suite d'un incendie, vous (le propriétaire initial) devez enregistrer votre produit à l'adresse suivante : **masterlock.eu/safes**.

Master Lock

Vielen Dank, dass Sie sich für Master Lock entschieden haben, um Ihre wichtigen Dokumente und Wertsachen aufzubewahren.

Wir hoffen, dass Ihnen dieses Produkt dabei hilft, sich besser zu organisieren und Ihnen die Sicherheit gibt, dass Ihre wichtigsten Dinge gut geschützt sind.

FEUERBESTÄNDIGE KASSETTEN UND AKTENSCHRÄNKE

Ihr Master Lock Produkt

Ihr Master Lock Produkt verfügt über einige Eigenschaften um Ihre wichtigen Dokumente und Wertgegenstände zu schützen, einschließlich:

Feuerschutz nach UL-Klassifizierung

Schutz von Digitalen Medien

Verwendung Ihrer Kassette oder Ihres Aktenschranks von Master Lock

1 Öffnen

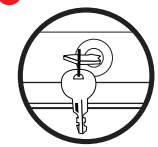
Schlüssel drehen

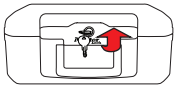
Deckel öffnen

2 Schließen

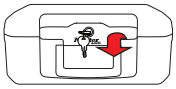
Deckel schließen

Schlüssel drehen

WASSERFESTE, FEUERBESTÄNDIGE KASSETTEN UND AKTENSCHRÄNKE

Ihr Master Lock Produkt

Ihr Master Lock Produkt verfügt über einige Eigenschaften um Ihre wichtigen Dokumente und Wertgegenstände zu schützen, einschließlich:

Schutz vor Wasserschäden

Feuerschutz nach UL-Klassifizierung

Schutz von Digitalen Medien

Verwendung Ihrer Kassette oder Ihres Aktenschranks von Master Lock

Bitte beachten Sie, dass aufgrund der Wasserbeständigkeit und der Kompression der Dichtung die Vorderseite des Tresordeckels gegebenenfalls heruntergedrückt werden muss, um die Verriegelung beim Öffnen und Schließen einrasten zu lassen. Achten Sie darauf, dass Ihre Kassette oder Ihr Aktenschrank bei dem Verschließen immer sicher verriegelt ist.

Modelle mit Tasten

1 Öffnen

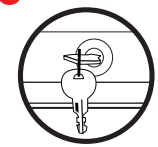
Schlüssel drehen

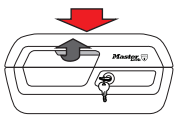
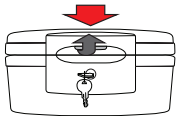
Deckel herunterdrücken und am Hebel ziehen

2 Schließen

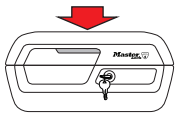
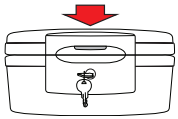
Deckel herunterdrücken

Schlüssel drehen

Modelle mit Verriegelungshebel

1 Öffnen

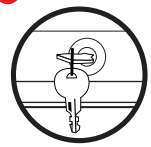
Schlüssel drehen

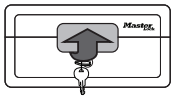
Verriegelungshebel nach oben ziehen

2 Schließen

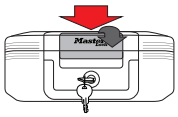
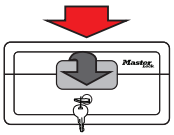
Verriegelungshebel herunterdrücken

Schlüssel drehen

Öffnen des Tresors nach dem Eintauchen in Wasser

- Trocken Sie nach dem Eintauchen des Tresors ins Wasser das Äußere und die Öffnung des Tresors mit einem Tuch, um sicherzugehen, dass beim Öffnen kein Wasser eindringt.

WICHTIGE INFORMATIONEN

- **Damit der Tresor im Falle eines Feuers maximalen Schutz bieten kann, halten Sie ihn stets geschlossen, verriegelt und auf den Füßen stehend.** Die Frontplatte sollte nach vorn weisen und nicht nach oben.

- Nicht alle Gegenstände können in diesem Produkt sicher aufbewahrt werden. **Gegenstände wie Schusswaffen oder sonstige Waffen, brennbare Materialien oder Medikamente sollten nicht in diesem Tresor gelagert werden.**
- **Bewahren Sie KEINE empfindlichen Gegenstände direkt in Ihrem Tresor auf.** Master Lock-Produkte mit Feuerschutz, verwenden eine exklusive Isolationstechnik mit hohem Feuchtigkeitsgehalt. Falls Sie wertvolle Gegenstände wie Schmuck mit mechanischen Teilen, Armbanduhren, Briefmarken oder Fotos in Ihrem Produkt aufbewahren möchten, wird empfohlen, sie vor der Lagerung in einen luftdichten Behälter zu legen. **HINWEIS:** Master Lock übernimmt keinerlei Haftung für Schäden an oder den Verlust von im Tresor gelagerten Gegenständen aufgrund von Feuchtigkeitsbildung.
- **Bewahren Sie KEINE Perlen in diesem Tresor auf.** Im Brandfall kann es bereits bei Temperaturen weit unter der Norm des UL-Feuerschutzes zu Schäden an wertvollen Perlen kommen. Bewahren Sie daher KEINE Perlen in Ihrem Master Lock-Produkt auf.
- Schlüssel können möglicherweise im Produkt eingeschlossen werden. Vermeiden Sie dies, indem Sie keine Schlüssel vor dem Wiederverschließen in das Produkt legen.

REGISTRIERUNG

masterlock.eu/safes

Durch die Registrierung Ihres Master Lock Produktes können Sie ganz einfach vergessene Codes und Kombinationen wieder abrufen oder im Falle eines Verlustes neue Schlüssel bestellen. Die Registrierung stellt den besten Kundendienst sicher, wenn Sie eine Frage oder ein Anliegen haben sollten das Ihr Master Lock Produkt betrifft. Durch eine Registrierung Ihres Master Lock Produkts können Sie sicher sein, dass Ihnen in dem bedauerlichen Fall eines Brandes ein Ersatztresor garantiert wird (entsprechende offizielle Dokumente vorausgesetzt).

LEBENSLANGE GARANTIE FÜR EINEN AUSTAUSCH IM BRANDFALL

Wenn Ihr Master Lock Produkt bei einem Feuer versiegelt wird, muss es aufgebrochen werden. Um Ihrer Familie beim Neubeginn zu helfen, verschickt Master Lock den Ersatz kostenfrei. Um die Garantie für den Austausch nach einem Brand in Anspruch nehmen zu können, registrieren Sie (Erstbesitzer) Ihr Produkt durch den Besuch von **masterlock.eu/safes.**

Haben Sie noch Fragen?

Wann immer Sie eine Frage zu Ihrem Master Lock Produkt haben, bitte rufen Sie uns an **oder besuchen Sie unsere Webseite unter masterlock.eu/safes.**

Master Lock

Dank u wel dat u Master Lock heeft uitgekozen voor het bewaren van al uw belangrijke papieren en waardevolle voorwerpen.

We hopen dat u met dit product goed georganiseerd blijft en dat het u gemoedsrust geeft omdat u weet dat uw waardevolle dingen veilig opgeborgen zijn.

BRANDWERENDE KISTEN EN ARCHIEFKASTEN

Uw Master Lock-product

Uw Master Lock-product heeft een aantal kenmerken voor het veilig bewaren van uw belangrijke papieren en kostbaarheden zoals:

Bescherming tegen brand volgens UL-classificatie

Bescherming digitale media

Gebruik van de kist of archiefkast van Master Lock

1 Openen

Draai de sleutel om

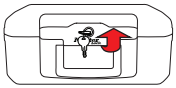

Open het deksel

2 Dichtdoen

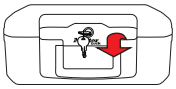

Doe het deksel dicht

Draai de sleutel om

WATERDICHTE, BRANDWERENDE KISTEN EN ARCHIEFKASTEN

Uw Master Lock-product

Uw Master Lock-product heeft een aantal kenmerken voor het veilig bewaren van uw belangrijke papieren en kostbaarheden zoals:

Bescherming tegen water

Bescherming tegen brand volgens UL-classificatie

Bescherming digitale media

Gebruik van de kist of archiefkast van Master Lock

Let op: door de compressie van de waterdichte sluitring moet u misschien de voorkant van het kluisdeksel indrukken voor de ver- en ontgrendeling bij het open- en dichtdoen. Zorg dat de kist of archiefkast telkens goed afgesloten is als u de kluis dicht en op slot doet.

Knopmodellen

1 Openen

Draai de sleutel om

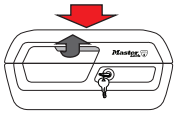

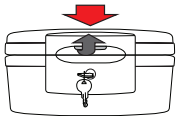

Druk op het deksel en trek aan de grendel omhoog

2 Dichtdoen

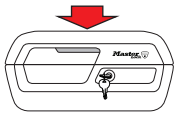

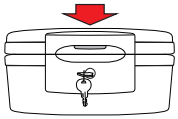

Druk op het deksel

Draai de sleutel om

Grendelmodellen

1 Openen

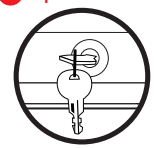

Draai de sleutel om

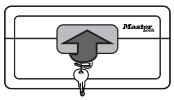

Trek de grendel omhoog

2 Dichtdoen

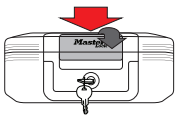

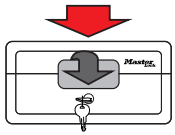

Druk op de grendel

Draai de sleutel om

De kluis openen na onderdompeling in water

- Droog na onderdompeling in water de buitenkant en rond de opening van de kluis met een handdoek om te voorkomen dat er water van buitenaf naar binnen druppelt als u de kluis opent.

BELANGRIJKE INFORMATIE

- **Om te verzekeren dat de kluis juist functioneert in geval van brand, dient u deze gesloten en op slot te bewaren, met de poten op de grond.** De voorplaat met sleutel moet naar voren gericht zijn, niet omhoog.

- Niet alle materialen kunnen veilig in dit product worden opgeborgen. **Artikelen als vuur- en andere wapens, brandbare stoffen of geneesmiddelen mogen niet in deze kluis worden opgeborgen.**

- **Bewaar GEEN delicate voorwerpen direct in uw kluis.** Master Lock-producten die brandbeveiliging bieden hebben een gepatenteerde isolatie met een hoog vochtgehalte. Als u besluit om delicate voorwerpen zoals juwelen met bewegende onderdelen, horloges, postzegels of foto's in uw brandkast te bewaren, raden we aan ze luchtdicht te verpakken voordat u ze opbergt in de kluis. **OPMERKING:** Master Lock is niet aansprakelijk voor schade aan of verlies van artikelen in de kluis door vocht.
- **Bewaar GEEN parels in deze kluis.** In geval van brand treedt mogelijk schade op aan de kwetsbare parels bij temperaturen die aanzienlijk lager zijn dan bij de UL-classificatieprestatienorm. Bewaar daarom GEEN parels in uw Master Lock-product.
- Het is mogelijk dat men per ongeluk sleutels in de kluis sluit. Leg om dit te voorkomen de sleutels niet in de kluis voordat u hem weer op slot doet.

REGISTRATIE

masterlock.eu/safes

Door het registreren van uw Master Lock-product kunt u gemakkelijk vergeten codes of combinaties ophalen of nieuwe sleutels bestellen indien deze kwijt zijn geraakt. Registratie zorgt tevens voor de beste klantenservice in geval van vragen of zorgen met betrekking tot uw Master Lock-product. Door uw Master Lock-product te registreren kunt u er tevens op rekenen dat in geval van brand een vervangende brandkast wordt gegarandeerd (mits officiële documenten).

LEVENSLANGE GARANTIE VOOR VERVANGING NA BRAND

Als er brand uitbreekt, wordt uw Master Lock-product hermetisch afgesloten. Daarna moet de brandkast worden opengebroken. Om u en uw gezin weer op de been te helpen, stuurt Master Lock gratis een vervangingsproduct. Om in aanmerking te komen voor de levenslange garantie voor vervanging na brand moet u (de oorspronkelijke eigenaar) uw product registreren op de website **masterlock.eu/safes**.

Heeft u een vraag?

Bij vragen over uw Master Lock-product, gaat u naar onze website **masterlock.eu/safes**.

Master Lock

Gracias por elegir Master Lock para guardar todos sus documentos y objetos de valor importantes.

Esperamos que este producto le ayude a mantenerse organizado y le brinde la tranquilidad de saber que las cosas más importantes para usted están protegidas.

MALETINES Y ARCHIVADORES RESISTENTES A INCENDIOS

Su producto Master Lock

Su producto Master Lock tiene varias características para mantener sus documentos y objetos valiosos importantes protegidos que incluyen:

Protección contra incendios clasificada por UL

Protección de medios digitales

Cómo usar su maletín o archivador Master Lock

1 Para abrir

Gire la llave

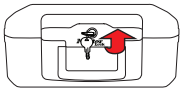
Abra la tapa

2 Para cerrar

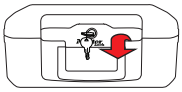
Cierre la tapa

Gire la llave

MALETINES Y ARCHIVADORES RESISTENTES A INCENDIOS Y AL AGUA

Su producto Master Lock

Su producto Master Lock tiene varias características para mantener sus documentos y objetos valiosos importantes protegidos que incluyen:

Protección contra agua

Protección contra incendios clasificada por UL

Protección de medios digitales

Cómo usar su maletín o archivador Master Lock

Tenga en cuenta que debido a la compresión de la junta impermeable, es posible que tenga que presionar sobre la parte delantera de la tapa para engranar el cierre al abrir o cerrar su caja fuerte. Asegúrese de que su maletín o archivador esté bien cerrado cada vez que cierre con llave la unidad.

Modelos de botones

1 Para abrir

Gire la llave

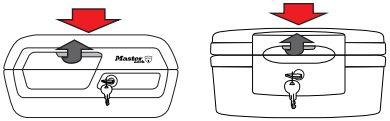
Presione hacia abajo sobre la tapa y jale el cierre hacia arriba

2 Para cerrar

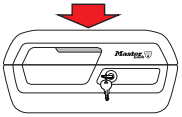
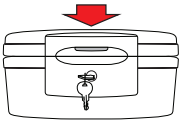
Presione hacia abajo sobre la tapa

Gire la llave

Modelos de cierres

1 Para abrir

Gire la llave

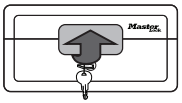
Jale el cierre hacia arriba

2 Para cerrar

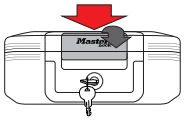
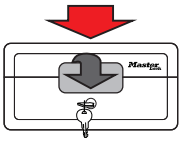
Presione el cierre hacia abajo

Gire la llave

Cómo abrir su caja fuerte después de una inmersión en agua

- Después de una inmersión en agua, seque el exterior y alrededor de la apertura de la caja fuerte con una toalla para asegurarse de que el agua del exterior no se filtre mientras se abre.

INFORMACIÓN IMPORTANTE

- **Para asegurarse de que la unidad se desempeñe correctamente en caso de incendio, debe guardarla y cerrarla con llave, con los pies hacia abajo.** La placa frontal con la llave debe mirar hacia afuera y no hacia arriba.

- Este producto no está diseñado para el almacenamiento seguro de todos los materiales. **Los artículos como armas de fuego, otro tipo de armas, materiales combustibles o medicamentos, no deben guardarse en esta unidad.**
- **NO almacene artículos delicados directamente en su producto.** Los productos Master Lock que ofrecen protección contra incendios poseen aislamiento patentado que tiene un elevado contenido de humedad. Si opta por guardar artículos delicados, como alhajas con piezas móviles, relojes, estampillas o fotografías, recomendamos colocarlos en un envase hermético, antes de guardarlos en el producto.
  NOTA: Master Lock no se responsabilizará por los daños ocasionados por la humedad a los artículos que se coloquen en la unidad, o por la pérdida de ellos.
- **NO guarde perlas en esta caja fuerte.** En caso de un incendio, el daño potencial a las perlas delicadas ocurre a temperaturas mucho más bajas que la norma de desempeño de clasificación UL. Por lo tanto, NO guarde perlas en el producto Master Lock.
- Las llaves podrían quedar accidentalmente encerradas dentro de la unidad. Para evitarlo, no abra y coloque las llaves dentro de la unidad antes de volver a trabarla.

REGISTRO

masterlock.eu/safes

Al registrar su producto Master Lock, si ha olvidado algún código o combinación puede recuperarlo fácilmente o, si pierde alguna clave, solicitar una nueva. Este registro también le garantiza la mejor atención al cliente en caso de que le surja alguna pregunta o duda con respecto a su producto Master Lock. Al registrar su producto Master Lock, también puede tener la certeza de que, en caso de incendio, tendrá garantizada la reposición de la caja (una vez realizados los trámites oficiales).

GARANTÍA DE POR VIDA DE RECAMBIO TRAS UN INCENDIO

Si se incendia su producto Master Lock, se sellará y para abrirlo habrá que utilizar una palanca. Para ayudar a su familia a comenzar de nuevo, Master Lock le enviará un producto de recambio sin coste alguno. Para poder optar a la garantía de recambio tras un incendio, usted (como propietario original) tendrá que registrar su producto en la página web **masterlock.eu/safes**.

¿Tiene alguna duda?

Si tiene alguna duda relativa a su producto Master Lock, visite nuestra página web **masterlock.eu/safes**.

Master Lock

Grazie per aver scelto Master Lock per la conservazione di tutti i documenti importanti e gli oggetti di valore.

Siamo certi che il nostro prodotto potrà aiutarla a organizzarsi meglio e garantirle la tranquillità di una valida protezione delle cose per lei più importanti.

CASSETTE E ARCHIVI RESISTENTI AL FUOCO

Prodotto Master Lock

Il prodotto Master Lock dispone di diverse funzioni che consentono di proteggere documenti importanti e oggetti di valore, tra cui:

Protezione antincendio classificata UL

Protezione supporti digitali

Utilizzo della cassetta o archivio Master Lock

1 Per aprire

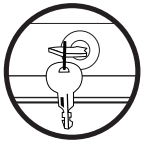
Girare la chiave

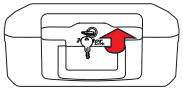
Aprire il coperchio

2 Per chiudere

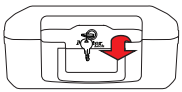
Chiudere il coperchio

Girare la chiave

CASSETTE E ARCHIVI RESISTENTI AL FUOCO, IMPERMEABILI

Prodotto Master Lock

Il prodotto Master Lock dispone di diverse funzioni che consentono di proteggere documenti importanti e oggetti di valore, tra cui:

Protezione anti-acqua

Protezione antincendio classificata UL

Protezione supporti digitali

Utilizzo della cassetta o archivio Master Lock

Per agganciare o sganciare la chiusura quando si chiude o apre la cassaforte, data la compressione della guarnizione impermeabile, potrebbe essere necessario esercitare una certa pressione sulla parte anteriore del coperchio. Prestare particolare attenzione e verificare che la cassetta o l'archivio sia correttamente bloccato quando si chiude l'unità.

Modelli a pulsanti

1 Per aprire


Girare la chiave

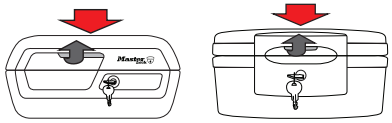
Premere sul coperchio e tirare la chiusura verso l'alto

2 Per chiudere

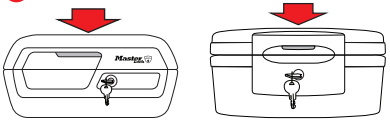
Premere sul coperchio

Girare la chiave

Modelli con chiusura

1 Per aprire


Girare la chiave

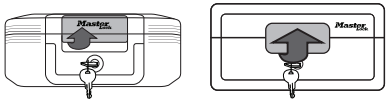
Tirare la chiusura verso l'alto

2 Per chiudere

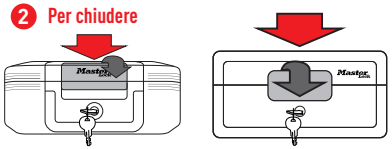
Spingere la chiusura verso il basso

Girare la chiave

Apertura della cassaforte dopo l'immersione in acqua

- Dopo l'immersione in acqua, asciugare l'esterno e intorno all'apertura della cassaforte con un asciugamani, per evitare che l'acqua presente all'esterno della cassaforte penetri all'interno dopo l'apertura.

INFORMAZIONI IMPORTANTI

- **Per garantire che l'unità si comporti come previsto in caso di incendio, tenerla chiusa a chiave con i piedini rivolti verso il basso.** La parte anteriore con la serratura non deve essere rivolta verso l'alto.

- Il prodotto non è indicato per conservare in sicurezza qualsiasi materiale. **In questa unità non è possibile conservare oggetti come armi da fuoco, altre armi, materiali combustibili e farmaci.**

- **NON conservare oggetti delicati direttamente nel prodotto.** I prodotti Master Lock che offrono protezione antincendio sono dotati di un isolamento brevettato che prevede un elevato contenuto di umidità. Se si decide di conservare nella cassaforte oggetti di valore come gioielli con parti in movimento, orologi, francobolli o foto nella cassaforte, si consiglia di riporli in un contenitore ermetico prima di collocarli nella cassaforte. **NOTA:** Master Lock non potrà essere ritenuta responsabile per eventuali danni o perdite di oggetti presenti nell'unità causati dalla formazione di umidità.
- **NON conservare perle nella cassaforte.** In caso di incendio, è possibile che si verifichino danni alle perle a temperature notevolmente inferiori rispetto allo standard di classificazione UL. Per tale ragione, NON conservare perle nel prodotto Master Lock.
- Le chiavi potrebbero restare chiuse all'interno dell'unità. Per evitare incidenti di questo tipo, non riporre le chiavi all'interno dell'unità aperta prima di richiuderla.

Per domande o dubbi

Per qualsiasi domanda relativa al prodotto Master Lock, visitare il sito Web all'indirizzo **masterlock.eu/safes**.

REGISTRAZIONE

masterlock.eu/safes

Registrando il prodotto Master Lock è possibile recuperare con facilità codici e combinazioni dimenticati, oppure ordinare nuove chiavi in caso di smarrimento. La registrazione garantisce inoltre la migliore assistenza clienti in caso di domande o dubbi sul prodotto Master Lock. Registrando il prodotto Master Lock, l'utente, nella malaugurata ipotesi di un incendio, avrà inoltre diritto a una cassaforte sostitutiva (dietro presentazione della documentazione ufficiale).

GARANZIA DI DURATA DOPO SOSTITUZIONE POST-INCENDIO

In caso di incendio, il prodotto Master Lock verrà chiuso ermeticamente e sarà necessario forzarlo per aprirlo. Master Lock invierà un prodotto sostitutivo gratuitamente. Per usufruire della Garanzia di durata dopo sostituzione post-incendio, il cliente (il proprietario originale) deve registrare il prodotto visitando il sito **masterlock.eu/safes**.

Master Lock

Agradecemos-lhe por optar pela Master Lock para guardar os seus documentos e objetos de valor mais importantes.

Esperamos que este produto o ajude a manter-se organizado e lhe conceda a paz de espírito de saber que os objetos que são importantes para si estão devidamente protegidos.

COFRES E ARQUIVOS À PROVA DE FOGO

O seu produto Master Lock

O seu produto Master Lock tem um conjunto de funcionalidades para proteger os seus documentos importantes e objectos de valor, incluindo:

Proteção contra incêndio de acordo com a classificação UL

Proteção de suportes digitais

Utilizar o seu cofre ou arquivo Master Lock

1 Para abrir

Rodar a chave

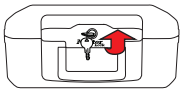

Abrir a tampa

2 Para fechar

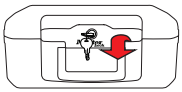

Fechar a tampa

Rodar a chave

COFRES E ARQUIVOS À PROVA DE FOGO E ÁGUA

O seu produto Master Lock

O seu produto Master Lock tem um conjunto de funcionalidades para proteger os seus documentos importantes e objectos de valor, incluindo:

Proteção contra água

Proteção contra incêndio de acordo com a classificação UL

Proteção de suportes digitais

Utilizar o seu cofre ou arquivo Master Lock

Tenha em atenção que, devido à compressão da anilha à prova de água, poderá ter de pressionar a parte frontal da tampa do cofre para baixo para engatar o trinco ao abrir e fechar o seu cofre. Tenha o cuidado de se certificar de que o cofre ou arquivo está devidamente fechado sempre que fechar e trancar a unidade.

Modelos de botões

1 Para abrir

Rodar a chave

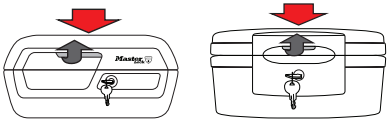

Pressionar a tampa para baixo e puxar o trinco

2 Para fechar

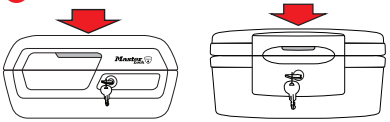

Pressionar a tampa para baixo

Rodar a chave

Modelos com trinco

1 Para abrir

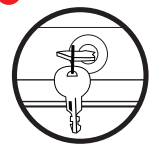

Rodar a chave

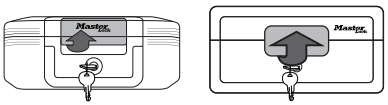

Puxar o trinco

2 Para fechar

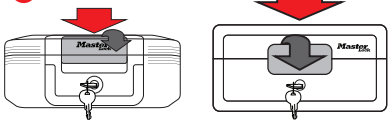

Empurrar o trinco

Rodar a chave

Abrir o seu cofre após imersão em água

- Após a imersão em água, seque o exterior e em redor da abertura do cofre com uma toalha para assegurar que a água no exterior do cofre não entra no mesmo após a abertura.

INFORMAÇÕES IMPORTANTES

- **Para assegurar que a unidade terá o desempenho previsto em caso de incêndio, armazene-a fechada e trancada, com os pés para baixo.** A placa frontal com a chave deve ficar virada para fora, não para cima.

- Este produto não foi concebido para o armazenamento seguro de todo o tipo de materiais. **Itens como armas de fogo, outras armas, materiais combustíveis ou medicamentos não devem ser armazenados nesta unidade.**

- **NÃO armazene itens delicados directamente no produto.** Os produtos Master Lock que proporcionam protecção contra incêndios possuem um isolamento patenteado que tem um elevado teor de humidade. Se decidir armazenar itens delicados, como itens de joalharia com peças mecânicas, relógios, selos ou fotografias, no cofre, recomendamos que os coloque dentro de um recipiente hermético antes de os guardar no cofre. **NOTA:** a Master Lock não se responsabiliza por quaisquer danos ou perdas de itens colocados na unidade resultantes de humidade.
- **NÃO armazene pérolas neste cofre.** Em caso de incêndio, os danos potenciais a pérolas delicadas ocorrem a temperaturas bastante inferiores do que a norma de desempenho de classificação da UL garante. Consequentemente, NÃO armazene pérolas no seu produto Master Lock.
- As chaves podem ficar trancadas no interior da unidade. Para evitar isto, não abra e coloque as chaves no interior da unidade antes de voltar a trancar.

Tem alguma dúvida?

Se tiver quaisquer dúvidas relativamente ao seu produto Master Lock, visite o nosso website em **masterlock.eu/safes**.

REGISTO

masterlock.eu/safes

Ao registar o seu produto Master Lock, poderá facilmente recuperar códigos ou combinações de que se esqueceu ou pedir novas chaves na eventualidade de perder as suas. O registo assegura igualmente um melhor apoio ao cliente caso tenha uma dúvida ou questão referente ao seu produto Master Lock. Ao registar o seu produto Master Lock, assegura também a substituição do cofre na eventualidade de um incêndio (contanto que seja disponibilizada a documentação oficial).

GARANTIA VITALÍCIA DE SUBSTITUIÇÃO APÓS INCÊNDIO

Se o seu produto Master Lock estiver no meio de um incêndio, este será vedado, sendo necessário proceder ao seu arrombamento. Para ajudar a sua família a começar de novo, a Master Lock enviará um produto de substituição sem quaisquer custos. Para ser elegível para a Garantia vitalícia de substituição após incêndio, o proprietário original tem de registar o seu produto em **masterlock.eu/safes**.

Master Lock

Σας ευχαριστούμε που επιλέξατε την Master Lock για την αποθήκευση όλων των σημαντικών εγγράφων και πολύτιμων αντικειμένων σας.

Ευελπιστούμε ότι αυτό το προϊόν θα σας βοηθήσει να οργανωθείτε και να έχετε τη σιγουριά ότι προστατεύονται τα πράγματα που έχουν μεγαλύτερη σημασία για εσάς.

ΚΑΣΕΤΙΝΕΣ ΚΑΙ ΘΗΚΕΣ ΑΡΧΕΙΩΝ ΜΕ ΠΥΡΟΠΡΟΣΤΑΣΙΑ

Το προϊόν σας Master Lock

Το προϊόν σας Master Lock διαθέτει μια σειρά χαρακτηριστικών προκειμένου να προστατεύονται τα σημαντικά σας έγγραφα και τα πολύτιμα αντικείμενά σας, συμπεριλαμβανομένων των εξής:

Πιστοποίηση πυροπροστασίας κατά UL

Προστασία ψηφιακών μέσων αποθήκευσης

Χρήση της κασετίνας ή της θήκης αρχείων Master Lock

1 Για να την ανοίξετε

Γυρίστε το κλειδί

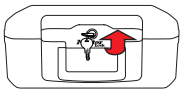
Ανοίξτε το καπάκι

2 Για να την κλείσετε

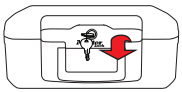
Κλείστε το καπάκι

Γυρίστε το κλειδί

ΑΔΙΑΒΡΟΧΕΣ ΚΑΣΕΤΙΝΕΣ ΚΑΙ ΘΗΚΕΣ ΑΡΧΕΙΩΝ ΜΕ ΠΥΡΟΠΡΟΣΤΑΣΙΑ

Το προϊόν σας Master Lock

Το προϊόν σας Master Lock διαθέτει μια σειρά χαρακτηριστικών προκειμένου να προστατεύονται τα σημαντικά σας έγγραφα και τα πολύτιμα αντικείμενά σας, συμπεριλαμβανομένων των εξής:

Προστασία από το νερό

Πιστοποίηση πυροπροστασίας κατά UL

Προστασία ψηφιακών μέσων αποθήκευσης

Χρήση της κασετίνας ή της θήκης αρχείων Master Lock

Παρακαλούμε να έχετε υπόψη σας ότι λόγω της συμπίεσης της αδιάβροχης φλάντζας, ενδέχεται να χρειαστεί να πιέσετε προς τα κάτω το μπροστινό μέρος του χρηματοκιβωτίου για να συμπλέξετε το μάνδαλο όταν ανοίγετε και κλείνετε το χρηματοκιβώτιό σας. Φροντίστε η κασετίνα ή η θήκη αρχείων να είναι κλειδωμένη με ασφάλεια κάθε φορά που κλείνετε και κλειδώνετε τη μονάδα.

Μοντέλα με κουμπί

1 Για να την ανοίξετε

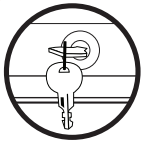
Γυρίστε το κλειδί

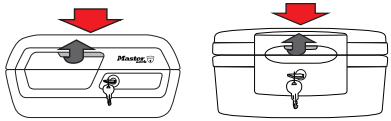
Πιέστε το καπάκι προς τα κάτω και τραβήξτε το προς τα επάνω το μάνδαλο

2 Για να την κλείσετε

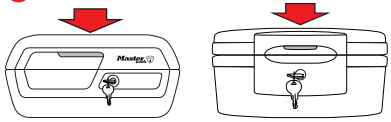
Πιέστε προς τα κάτω το καπάκι

Γυρίστε το κλειδί

Μοντέλα με μάνδαλο

1 Για να την ανοίξετε

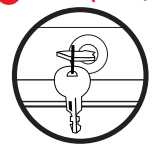
Γυρίστε το κλειδί

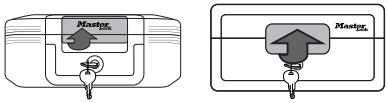
Τραβήξτε το μάνδαλο προς τα επάνω

2 Για να την κλείσετε

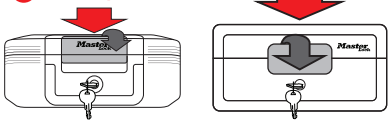
Πιέστε το μάνδαλο προς τα κάτω

Γυρίστε το κλειδί

Άνοιγμα του χρηματοκιβωτίου μετά από βύθιση στο νερό

- Μετά από βύθιση στο νερό, στεγνώστε την εξωτερική επιφάνεια και το τμήμα γύρω από το άνοιγμα του χρηματοκιβωτίου με μια πετσέτα για να διασφαλίσετε ότι δεν θα διαρρεύσει νερό από το εξωτερικό μέρος του χρηματοκιβωτίου κατά το άνοιγμα.

ΣΗΜΑΝΤΙΚΕΣ ΠΛΗΡΟΦΟΡΙΕΣ

- **Για να διασφαλίσετε ότι η μονάδα θα λειτουργήσει σωστά σε περίπτωση πυρκαγιάς, αποθηκεύστε την κλεισμένη και κλειδωμένη, με τα ποδαράκια κάτω.** Η μπροστινή πλάκα με το κλειδί πρέπει να βλέπει προς τα έξω, όχι προς τα πάνω.

- Αυτό το προϊόν δεν προορίζεται για την ασφαλή φύλαξη υλικών όλων των ειδών. **Αντικείμενα όπως πυροβόλα όπλα, λοιπά όπλα, εύφλεκτα υλικά και φάρμακα δεν πρέπει να φυλάσσονται σε αυτήν τη μονάδα.**

- **ΜΗ φυλάσσετε ευπαθή αντικείμενα στο προϊόν σας.** Τα προϊόντα Master Lock τα οποία προσφέρουν πυροπροστασία, διαθέτουν αποκλειστική μόνωση της εταιρείας η οποία έχει υψηλή περιεκτικότητα σε υγρασία. Εάν επιλέξετε να φυλάξετε ευπαθή αντικείμενα, όπως κοσμήματα με μηχανισμούς, ρολόγια, γραμματόσημα ή φωτογραφίες, συνιστούμε την τοποθέτησή τους μέσα σε αεροστεγή περιέκτη, πριν την απόθεσή τους στο προϊόν προς φύλαξη. **ΣΗΜΕΙΩΣΗ:** Η Master Lock δεν φέρει ευθύνη για οποιαδήποτε ζημιά ή απώλεια αντικειμένων που είναι τοποθετημένα μέσα στη μονάδα, λόγω υγρασίας.
- **ΜΗ φυλάσσετε μαργαριτάρια σε αυτό το χρηματοκιβώτιο.** Σε περίπτωση πυρκαγιάς, η ενδεχόμενη ζημιά σε ευπαθή μαργαριτάρια συμβαίνει σε θερμοκρασίες πολύ χαμηλότερες από το πρότυπο απόδοσης της πιστοποίησης κατά UL. Συνεπώς, ΜΗ φυλάσσετε μαργαριτάρια μέσα στο προϊόν Master Lock που διαθέτετε.
- Τα κλειδιά μπορεί ενδεχομένως να κλειδωθούν στο εσωτερικό της μονάδας. Για να αποφευχθεί αυτό, μην ανοίγετε και τοποθετείτε κλειδιά στο εσωτερικό της μονάδας πριν την ξανακλειδώσετε.

'Εχετε ερωτήσεις;

Αν έχετε τυχόν ερωτήσεις αναφορικά με το προϊόν Master Lock που διαθέτετε, επισκεφτείτε τον ιστότοπό μας **masterlock.eu/safes**.

ΚΑΤΑΧΩΡΙΣΗ ΠΡΟΪΟΝΤΟΣ

masterlock.eu/safes

Με την καταχώριση του δικού σας προϊόντος Master Lock, μπορείτε να ανακτήσετε εύκολα κωδικούς που ξεχάσατε, συνδυασμούς ή να παραγγείλετε νέα κλειδιά αν χάσετε αυτά που έχετε. Η καταχώριση διασφαλίζει επίσης την ιδανική εξυπηρέτηση του πελάτη, εάν τυχόν υπάρχει κάποια ερώτηση ή προβληματισμός για το προϊόν Master Lock. Καταχωρώντας το προϊόν σας Master Lock, μπορείτε να είστε βέβαιοι ότι στην ατυχή περίπτωση τυχόν πυρκαγιάς, η αντικατάσταση του χρηματοκιβωτίου σας (κατόπιν υποβολής επίσημων εγγράφων) είναι διασφαλισμένη.

ΕΓΓΥΗΣΗ ΑΝΤΙΚΑΤΑΣΤΑΣΗΣ ΕΦ' ΟΡΟΥ ΖΩΗΣ ΜΕΤΑ ΑΠΟ ΠΥΡΚΑΓΙΑ

Εάν το προϊόν της Master Lock βρεθεί σε πυρκαγιά, θα σφραγιστεί και θα απαιτηθεί να ανοιχτεί με εργαλείο. Για να μην διαταραχθούν οι δραστηριότητες σας, η Master Lock θα σας στείλει ένα προϊόν αντικατάστασης χωρίς χρέωση. Για να δικαιούστε την εγγύηση αντικατάστασης μετά από πυρκαγιά, πρέπει να γίνει καταχώριση του προϊόντος σας από εσάς (τον αρχικό κάτοχο) κάνοντας επίσκεψη στη σελίδα **masterlock.eu/safes**.

Master Lock

Takk for at du har valgt Master Lock til oppbevaring av alle viktige dokumenter og verdisaker.

Vi håper at dette produktet kan hjelpe deg med å holde deg organisert, og at det gir deg sinnsro å vite at tingene som betyr mest for deg, er beskyttet.

BRANNSIKRE SKRIN OG ARKIVERINGSBOKSER

Ditt Master Lock-produkt

Master Lock-produktet ditt har flere funksjoner som bidrar til å holde de viktige dokumentene og verdisakene dine beskyttet, inkludert:

UL-klassifisert brannbeskyttelse

Beskyttelse av digitale medier

Bruk av Master Lock-skrinet eller -arkiveringsboksen

1 For å åpne

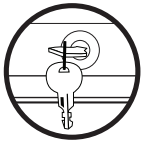

Vri om nøkkel

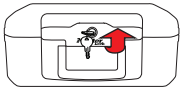

Åpne lokket

2 For å lukke

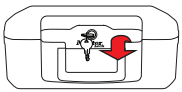

Lukk lokket

Vri om nøkkel

VANN- OG BRANNSIKRE SKRIN OG ARKIVERINGSBOKSER

Ditt Master Lock-produkt

Master Lock-produktet ditt har flere funksjoner som bidrar til å holde de viktige dokumentene og verdisakene dine beskyttet, inkludert:

Vannbeskyttelse

UL-klassifisert brannbeskyttelse

Beskyttelse av digitale medier

Bruk av Master Lock-skrinet eller -arkiveringsboksen

Vær oppmerksom på at du kanskje må presse ned fremsiden av lokket på safen for å aktivere låsemekanismen når du åpner og lukker safen. Dette skyldes komprimering av den vanntette pakningen. Sørg for at skrinet eller arkiveringsboksen blir forsvarlig låst hver gang du lukker og låser enheten.

Knappmodeller

1 For å åpne

Vri om nøkkel

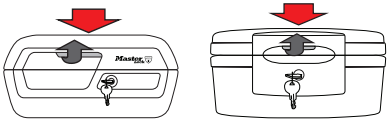

Press ned lokket og trekk låsehåndtaket oppover.

2 For å lukke

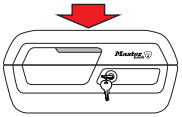

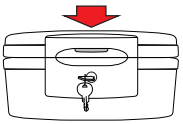

Press lokket ned

Vri om nøkkel

Modeller med låsehåndtak

1 For å åpne

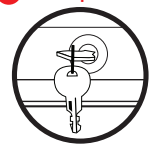

Vri om nøkkel

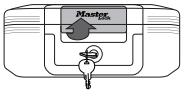

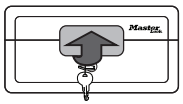

Trekk låsehåndtaket oppover

2 For å lukke

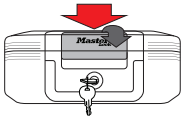

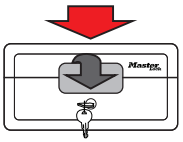

Trykk ned låsehåndtaket

Vri om nøkkel

Åpne safen etter nedsenkning i vann

- Etter nedsenkning i vann må du tørke utvendig og rundt åpningen på safen med et håndkle for å sørge for at det ikke lekker inn vann fra utsiden når du åpner.

VIKTIG INFORMASJON

- **For å sørge for at enheten vil prestere på en god måte ved brann, oppbevar den lukket og låst, med føttene ned.** Frontplaten med nøkkelen bør peke utover, ikke oppover.

- Dette produktet er ikke beregnet for sikker oppbevaring av alle typer materialer. **Gjenstander som skytevåpen, andre våpen, lettantennelige materialer eller legemidler, skal ikke oppbevares i denne enheten.**

- **IKKE oppbevar skjøre gjenstander direkte i produktet.** Master Lock-produkter med brannbeskyttelse har en patentert isolering med høyt fuktighetsinnhold. Hvis du velger å oppbevare skjøre gjenstander som smykker med mekaniske deler, klokker, frimerker eller bilder, anbefaler vi å legge dem i en lufttett beholder før du legger dem i produktet for oppbevaring. **MERK:** Master Lock vil ikke stå ansvarlige for skader på eller tap av gjenstander i enheten, som er forårsaket av fuktighet.
- **IKKE oppbevar perler i denne safen.** Ved brann oppstår perleskader ved mye lavere temperaturer enn UL-klassifikasjonsstandarden. Oppbevar derfor IKKE perler i Master Lock-produktet.
- Nøkler kan komme til å bli låst inne i enheten. For å unngå dette må du ikke åpne enheten og plassere nøklene inni den før du låser igjen.

Har du spørsmål?

Hvis du noensinne har noen spørsmål vedrørende ditt Master Lock-produkt, besøk nettsiden vår på **masterlock.eu/safes**.

REGISTRERING

masterlock.eu/safes

Ved å registrere Master Lock-produktet ditt kan du enkelt innhente glemte koder eller kodekombinasjoner, eller bestille nye nøkler hvis du skulle miste dem. Registrering gjør også at du får best mulig kundeservice hvis du skulle lure på noe vedrørende Master Lock-produktet ditt. Ved å registrere Master Lock-produktet kan du også være sikker på at hvis du skulle være så uheldig å bli utsatt for brann, så er du garantert å få en ny safe (under forutsetning av nødvendige offisielle papirer).

LIVSTIDSGARANTI FOR ERSTATNING ETTER BRANN

Hvis Master Lock-produktet ditt blir utsatt for en brann, vil det forsegles, og det blir da nødvendig å bryte det opp. For å hjelpe familien din med å begynne på nytt, vil Master Lock sende deg en erstatningsenhet kostnadsfritt. For å kunne få en slik erstatning som følge av brann, må du (som opprinnelig eier) registrere produktet ditt ded å gå til **masterlock.eu/safes**.

Master Lock

Tak fordi du valgte Master Lock til opbevaring af dine vigtige dokumenter og værdigenstande.

Vi håber, at denne boks vil hjælpe dig med at holde orden og give dig ro i sindet ved at vide, at dine vigtige ejendele er beskyttet.

BRANDSIKRE BOKSE

Din Master Lock-boks

Din Master Lock-boks har en række funktioner som beskytter dine vigtige dokumenter og værdigenstande som f.eks.:

UL-klassificeret brandbeskyttelse

Beskyttelse af digitale medier

Sådan bruger du din Master Lock-boks

1 For at åbne

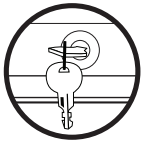

Drej nøglen

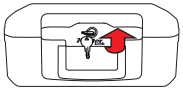

Åbn låget

2 For at lukke

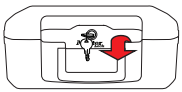

Luk låget

Drej nøglen

VANDTÆTTE OG BRANDSIKRE BOKSE

Din Master Lock-boks

Din Master Lock-boks har en række funktioner som beskytter dine vigtige dokumenter og værdigenstande som f.eks.:

Vandbeskyttelse

UL-klassificeret brandbeskyttelse

Beskyttelse af digitale medier

Sådan bruger du din Master Lock-boks

Bemærk venligst at på grund af komprimering af den vandtætte pakning, kan det være nødvendigt at trykke ned på forsiden af låget for sikkert at engagere låsen, når du åbner og lukker boksen. Sørg for, at boksen låses forsvarligt, hver gang du lukker og låser enheden.

Knapmodeller

1 For at åbne

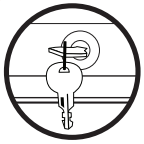

Drej nøglen

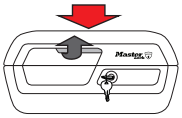

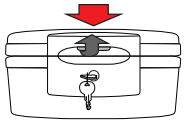

Tryk ned på låget og træk op i låsen

2 For at lukke

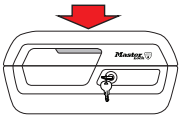

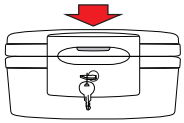

Tryk ned på låget

Drej nøglen

Modeller med lås

1 For at åbne



Drej nøglen

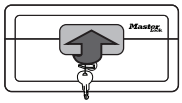

Træk op i låsen

2 For at lukke

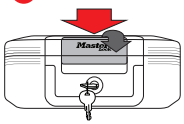

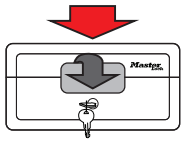

Tryk ned på låsen

Drej nøglen

Sådan åbner du din boks efter nedsænkning i vand

- Efter nedsænkning i vand tørres ydersiden og området omkring boksens åbning med et håndklæde for at sikre, at vand uden på boksen ikke trænger ind, når boksen åbnes.

VIGTIGE INFORMATIONER

- **For at sikre at boksen fungerer korrekt i tilfælde af brand, skal den holdes lukket og låst med fødderne nedad.** Frontpladen med nøglen skal vende udad og ikke opad.

- Dette produkt er ikke beregnet til sikker opbevaring af alle typer materialer. **Genstande som skydevåben, våben generelt, let antændelige materialer eller medicin bør ikke opbevares i denne boks.**

- **Opbevar IKKE sarte genstande direkte i boksen.** Master Lock-produkter med brandbeskyttelse har en patenteret isolering, der har et højt fugtindhold. Hvis du vælger at opbevare sarte genstande såsom smykker med bevægelige dele, ure, frimærker eller fotos, anbefaler vi, at de anbringes i en lufttæt beholder, før de lægges i boksen. **BEMÆRK:** Master Lock hæfter ikke for eventuel beskadigelse eller tab af genstande placeret i boksen som følge af fugt.
- **Opbevar IKKE perler i denne boks.** I tilfælde af en brand opstår potentiel skade på sarte perler ved meget lavere temperaturer end UL-klassificeringens ydelsesstandard. Derfor bør du IKKE opbevare perler i dit Master Lock-produkt.
- Nøgler kan potentielt blive låst inde i boksen. Dette undgås ved ikke at åbne boksen og anbringe nøglen i den, før den låses igen.

Har du spørgsmål?

Hvis du på et tidspunkt skulle have et spørgsmål vedrørende dit Master Lock-produkt, gå da ind på vores website på **masterlock.eu/safes**.

REGISTRERING

masterlock.eu/safes

Når du registrerer dit Master Lock-produkt, kan du nemt hente glemte koder, kombinationer eller bestille nye nøgler, hvis du har mistet dem. Registrering sikrer også den bedste kundeservice, hvis du har spørgsmål til eller problemer med dit Master Lock-produkt. Ved at registrere dit Master Lock-produkt kan du være sikker på, hvis du er så uheldig at komme ud for en brand, at du vil være garanteret en erstatningsboks (forudsat at de nødvendige, officielle papirer er i orden).

LIVSTIDSGARANTI FOR UDSKIFTNING EFTER BRAND

Hvis dit Master Lock-produkt udsættes for brand, forsegles det og skal brydes op. For at hjælpe din familie i gang igen vil Master Lock sende dig en gratis erstatningsboks. For at være dækket af livstidsgarantien for udskiftning efter brand skal du (den oprindelige ejer) registrere produktet på **masterlock.eu/safes**.